

APPLY FOR THE STANDARD REBATE

Ready to power up your next ride? You can get \$1,000 back when you buy or lease an eligible pre-owned electric vehicle with the SCE Pre-Owned EV (POEV) rebate. Most residential SCE customers qualify, so don't waste another second—get pre-approved today!

1

VISIT THE PROGRAM WEBSITE at <https://EVrebates.sce.com> for the latest program information, eligibility requirements, help resources, and more.

2

SELECT THE \$1,000 REBATE by clicking **Apply Now** under the \$1,000 option.

3

CREATE AN ACCOUNT. Applicants for the \$1,000 Standard Rebate start by creating an account on the POEV program website. Just fill in the fields and select **Create Account**.

4

LOG INTO THE PORTAL with your email address and password.

5

COMPLETE AN APPLICATION by providing all required information and uploading the required documents:

- A valid California driver's license
- A recent SCE billing statement

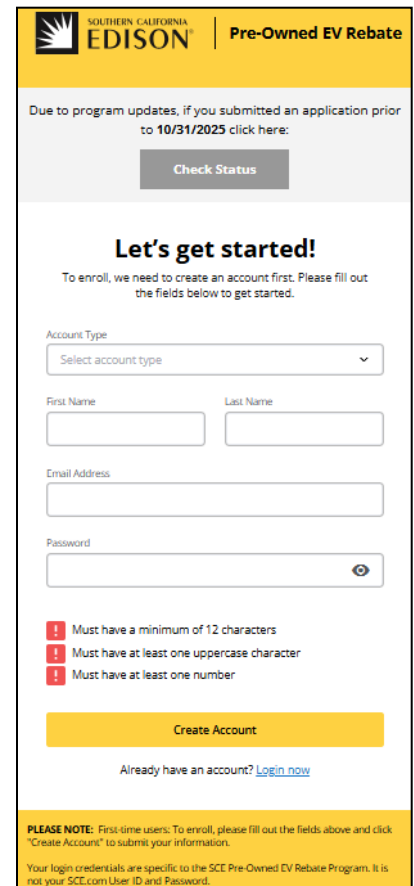
Then just **agree to the Terms and Conditions** and you're ready to submit your application!

\$1,000

REBATE

Purchase or Lease an eligible pre-owned EV and receive \$1,000.

APPLY NOW



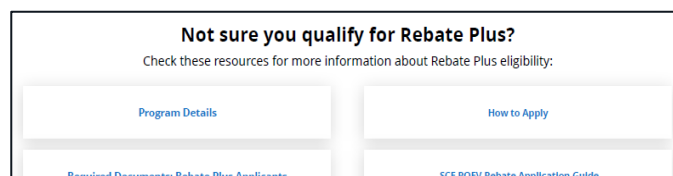
The screenshot shows the SCE Pre-Owned EV Rebate application form. At the top, it says "Due to program updates, if you submitted an application prior to 10/31/2025 click here:" with a "Check Status" button. Below that, it says "Let's get started!" and "To enroll, we need to create an account first. Please fill out the fields below to get started." The form fields include: "Account Type" (a dropdown menu), "First Name" and "Last Name" (text boxes), "Email Address" (text box), and "Password" (text box with an eye icon). Below the password field, there are three red error messages: "Must have a minimum of 12 characters", "Must have at least one uppercase character", and "Must have at least one number". At the bottom, there is a "Create Account" button and a link "Already have an account? Login now". A "PLEASE NOTE" section at the very bottom states: "First-time users: To enroll, please fill out the fields above and click 'Create Account' to submit your information. Your login credentials are specific to the SCE Pre-Owned EV Rebate Program. It is not your SCE.com User ID and Password."

APPLY FOR REBATE PLUS

Ready to power up your next ride? Income-qualified customers can get \$4,000 off the price of an eligible pre-owned electric vehicle with the SCE Pre-Owned EV (POEV) rebate. **Please review requirements on the program website before selecting this option.**

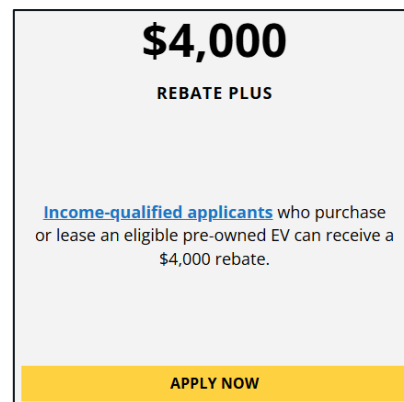
1

VISIT THE PROGRAM WEBSITE at <https://EVrebates.sce.com> for the latest program information, eligibility requirements, help resources, and more.



2

REVIEW THE REQUIREMENTS before applying, including the required documents for income verification. If you don't want to provide the documentation required for Rebate Plus, you may choose to apply for the \$1,000 Standard rebate instead.

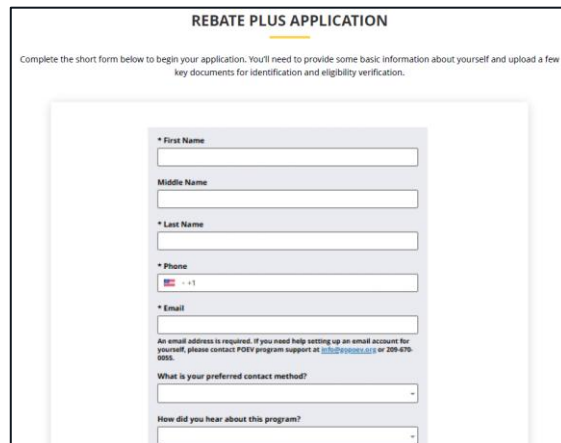


3

SELECT THE \$4,000 REBATE by clicking **Apply Now** under the \$4,000 **Rebate Plus** option on the home page.

4

COMPLETE AN APPLICATION. Once you're confident you meet the requirements, fill out all required information on the application form and select **Next**. Then just agree to the **Terms and Conditions**, and your application is submitted!



5

UPLOAD REQUIRED DOCUMENTS.

To get pre-approved for Rebate Plus, you will need to provide:

- A valid California driver's license
- A recent SCE billing statement
- Documentation showing you are income qualified

If you don't want to upload these documents with your application, that's okay—the POEV Program Team will follow up with you soon.

6

WATCH YOUR EMAIL for confirmation that your application has been received. A member of the POEV Program Support Team will reach out to guide you through the rest of the POEV Rebate Plus qualification process.